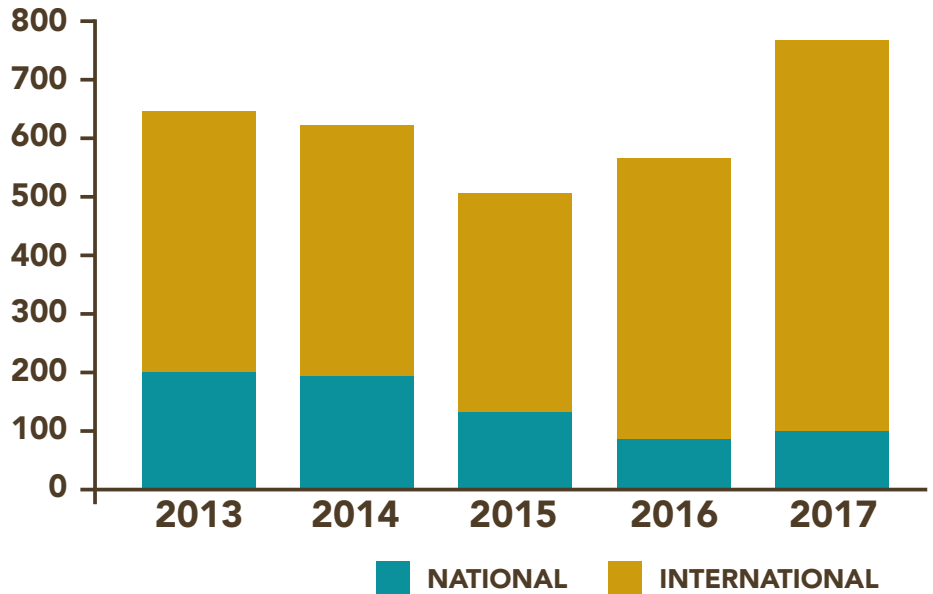


Global Support for Mine Action

Trends

Contributions for Mine Action 2013-2017 in US\$ millions

Over the five-year period, **international support** to mine action totaled \$2.4 billion. After a downward trend from 2013-2015, international assistance in 2017 increased for the second year in a row and peaked at \$673.2 million.

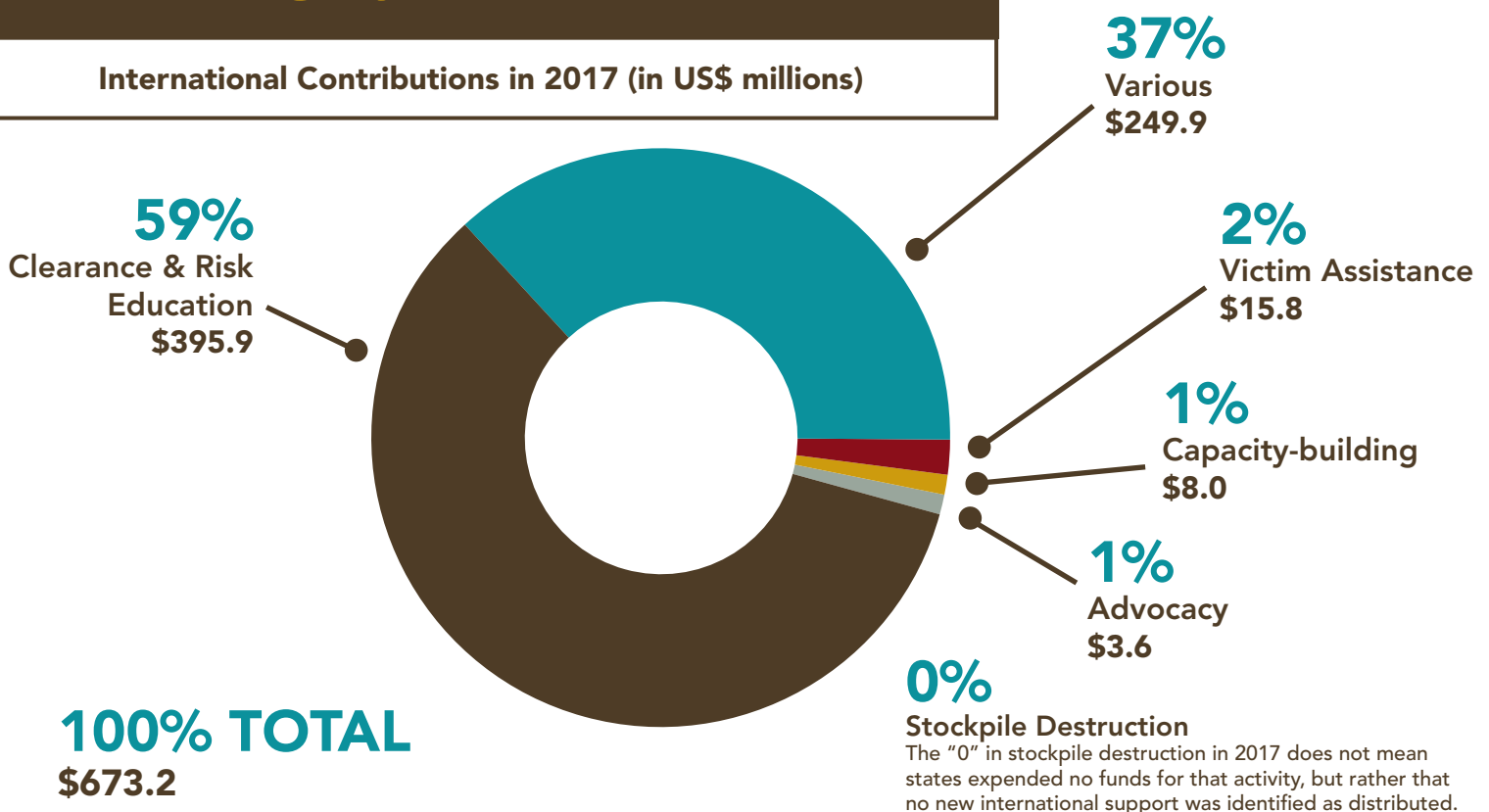


The top ten donors to mine action in 2013-2017 were: the United States, the European Union, Japan, Norway, Germany, the Netherlands, the United Kingdom, Switzerland, Denmark, and Canada.

The top ten recipients of mine action support in 2013-2017 were: Iraq, Afghanistan, Lao PDR, Cambodia, Colombia, Syria, Croatia, Libya, Lebanon, and Angola.

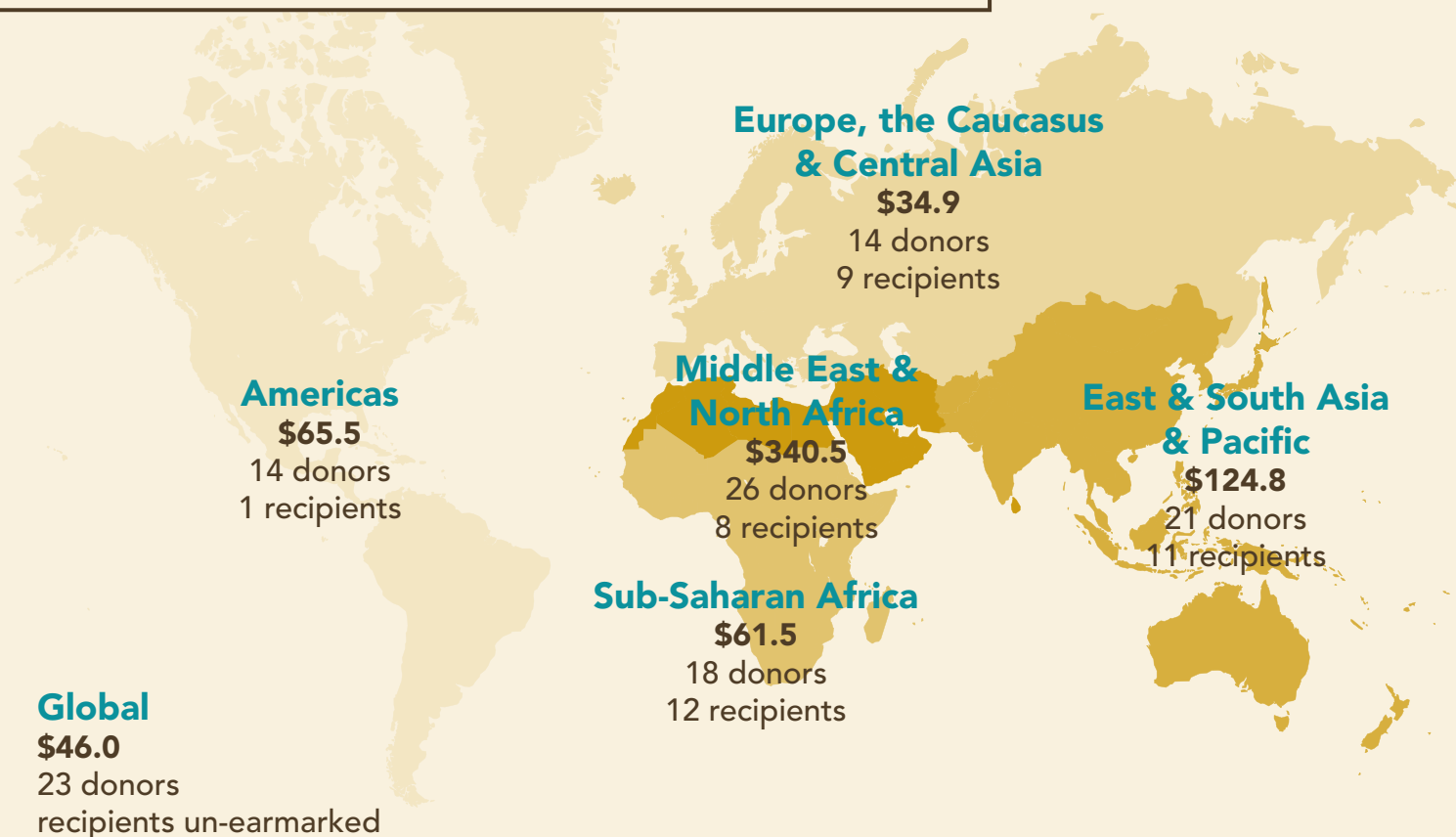
Funding by Thematic Sector

International Contributions in 2017 (in US\$ millions)



International Support in 2017

Per Region (in US\$ millions)



Donors and affected states

together contributed about US\$771.5 million to mine action in 2017 (last year of data available).

10 affected states

reported contributions to their own national mine action program in 2017.

37 donors

contributed to mine action in 2017.

The top five recipient states, Iraq, Syria, Colombia, Afghanistan, and Lao PDR, received 63% of all international contributions in 2017.

In 2017, 14 states received at least **20% more funding** than in 2016.

Deliver Now: Commit the Resources to Finish the Job

- Casualties continue to occur, there were an average of nearly 20 per day in 2017.
- More than 60 states and areas still have land to clear.
- Too many victims lack access to the services they need.
- Stockpiles remain that must be destroyed to guarantee no future use.

Sustained resources, both international and national, are needed to attain a mine-free world by 2025.